


# Ikelite Digital Housing

supplemental instructions

for

#6282.51 Nikon S5100  
ULTRAccompact Digital Housing




## Initial Camera Setup

- Set to "Auto mode" (camera icon).
- Set ISO to "100" and White Balance to "Auto".
- Set flash to forced "ON" (lightning bolt).
- Set Metering to "Center-weighted".
- Set Autofocus mode to "Single AF".
- Set AF area mode to "Center".
- Set Vibration reduction to "On".
- Set AF assist to "Off".
- Set Auto off to "5 min".
- Set Macro mode (flower icon) to "On".

**NOTE:** If over-exposure occurs when shooting close-up subjects, back away from the subject and then zoom in as necessary.

## Ikelite W-20 Wide-Angle Conversion Lens #6420.46

Your new Ikelite housing features a 46mm threaded port for attachment of external 46mm accessory wet lenses such as the Ikelite 46mm W-20 lens #6420.46. Moderate vignetting will occur at camera's widest angle lens setting.



W-20 Lens  
#6420.46

## #9306.81 67mm Threaded Adaptor

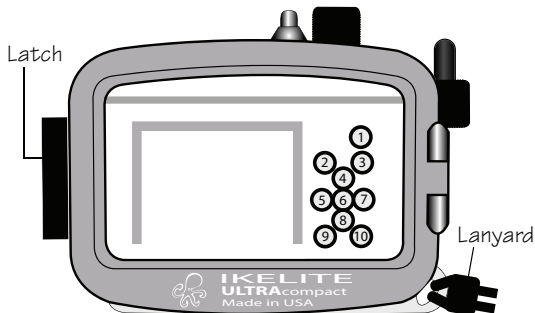
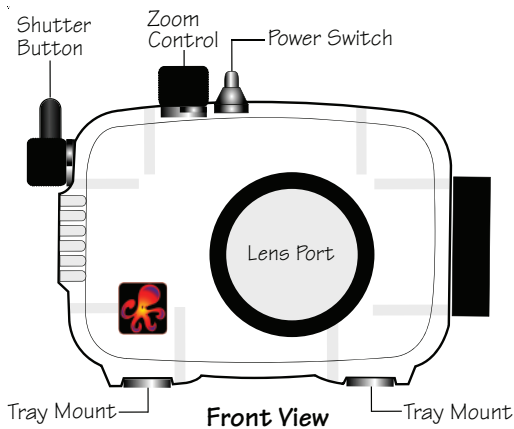
Allows attaching Ikelite W-20, Epoque, and Type II Inon screw-on lenses with 67mm threads. Includes larger size removable flash deflector. Moderate vignetting noted with these lenses. Also allows attachment of macro lenses or diopters with 67mm threads.

## #9306.79 Bayonet Mount Adaptor

Allows attaching of the Inon UWL-105AD, UFL-165AD, UWL-100AD, and macro bayonet style lenses. Includes larger size removable flash deflector. Moderate vignetting noted with these lenses.

2

## Housing Controls



- |                   |                |             |
|-------------------|----------------|-------------|
| [1] Movie/Record  | [5] Self-Timer | [8] Macro   |
| [2] Shooting mode | [6] OK/Apply   | [9] Menu    |
| [3] Playback      | [7] +/-        | [10] Delete |
| [4] Flash         |                |             |

Back View

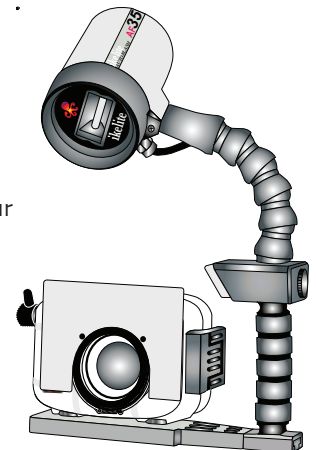
3

## AF35 Strobe Package #4035

The AutoFlash AF35 kit is a great compliment, and an effortless, affordable way to add a flash to your new Ikelite point-and-shoot camera system. Everything you need to get started is in the box. Just attach it to the bottom of your housing and start taking pictures!

### AF35 AutoFlash kit includes:

- AF35 strobe
- Flex arm
- AutoFlash sensor
- Handle with rubber grip
- Tray (single or dual)
- Mounting hardware



Go to [www.ikelite.com](http://www.ikelite.com) for complete strobe and accessory info.



Ikelite Underwater Systems  
50 W 33rd Street  
Indianapolis, IN 46208 USA

When returning products send "attn. Repair Dept."

"general questions" e-mail: [ikelite@ikelite.com](mailto:ikelite@ikelite.com)  
[www.ikelite.com](http://www.ikelite.com)  
317-923-4523