

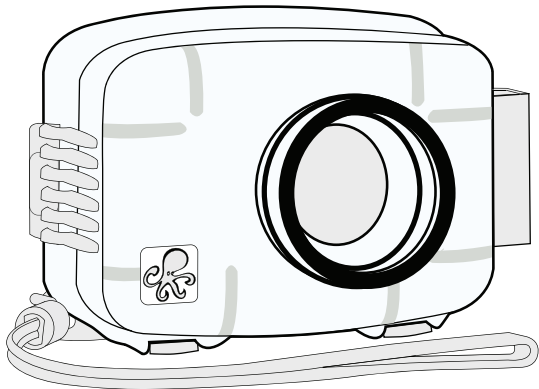


# Digital Housing

## Supplemental Instructions

**6280.22 Nikon L22/L24 ULTRAcompact Housing**

**6280.24 Nikon L24 ULTRAcompact Housing**



### Size and Weight

Width .....6.0 in. (152mm) including controls

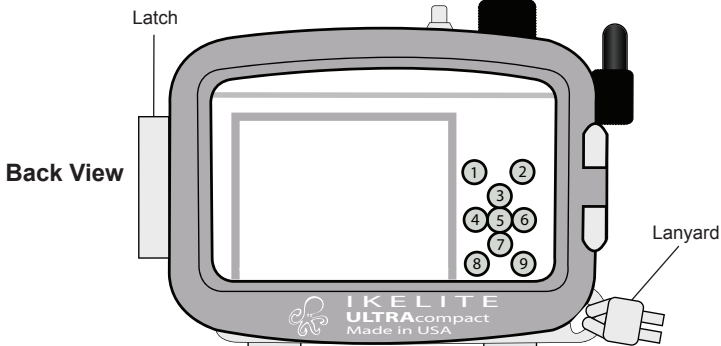
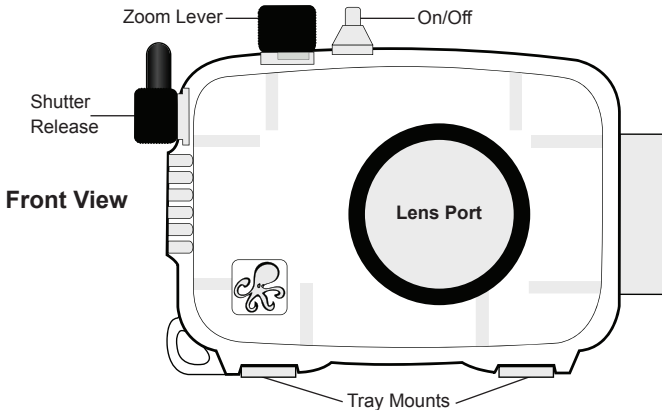
Height .....4.4 in. (112mm) including controls

Depth .....3.4 in. (86mm) including controls & lens port

Weight .....1.5 lb (680g)

Buoyancy .....Slightly positive in fresh water

## Parts of the Housing



1. Shooting Mode

2. Playback 

3. Flash Mode, ▲

4. Self-timer, ◀

5. OK ●



6. Exposure Comp. , ▶

7. Macro , ▼

8. Menu

9. Delete 



## Initial Camera Settings

- Set camera to “Auto  mode”, NOT Easy Auto or Scene Modes.
- Set camera to “Macro  mode.”
- Set White Balance to “Auto.”

For more accurate colors, we recommend setting manual white balance underwater using a white slate or white sandy bottom. Manual white balance should be reset for each working depth due to color absorption caused by the water. When adding a UR-Pro color filter, reset manual white balance.

- Set Flash Mode to ON “  .”
- Set Image Mode to “High” and AF-assist to “Off.”

A strobe focusing light is recommended to assist AF underwater.

**Notes:** Camera will focus far away even if “Macro  mode” is on. It is best to leave “Macro  mode” on. You can back away from the subject and zoom in to avoid overexposure, if necessary.

## Accessory Lenses

Your new Ikelite housing features a 46mm threaded port for attachment of external 46mm accessory wet lenses such as the Ikelite 46mm W-20 Wide-Angle Lens #6420.46. This lens is recommended and does not vignette at camera lens's widest angle setting.

### #9306.81 67mm Threaded Adaptor

Allows attaching Ikelite W-20, Epoque, and Type II Inon screw-on lenses with 67mm threads. Includes larger size removable flash deflector. No vignetting noted with these lenses.

### #9306.79 Bayonet Mount Adaptor

Allows attaching of the Inon UWL-105AD, UFL-165AD, UWL-100AD, and macro bayonet style lenses. Includes larger size removable flash deflector. No vignetting noted with these lenses.

**NOTE:** External wide angle conversion lenses increase angle of coverage, so you can get much closer to your subject while still fitting everything in the frame. Add the Ikelite W-20 or other wide-angle lenses with an Ikelite accessory port adapter for increased angle of coverage, color, and clarity.

Slight vignetting may occur at widest angle camera lens setting with some conversion lenses. Zoom in slightly to eliminate, or crop the image in post-processing. Also, slight edge softness around the picture edges in some situations is normal.

A full range of accessories is available to support your housing. Visit [http://www.ikelite.com/web\\_two/nik\\_I22.html](http://www.ikelite.com/web_two/nik_I22.html) to see the most current information about recommended accessories for your housing.

### **L22//L24 - Strobe Compatibility Notes:**

AutoFlash AF35 Kits with a Serial Number below 1900 may overexpose when used with the Nikon Coolpix L22, and L24 camera system. AF35 Kits with a Serial Number of 1900 or greater do not require modification for use with the Nikon L22 or L24 camera. If necessary, strobes may be returned to Ikelite postage pre-paid for a complimentary electronics update. Please include a brief letter of explanation with full contact information, and return to:



Ikelite Underwater Systems  
Attention: Service Department  
50 West 33rd Street  
Indianapolis, IN 46208

Ikelite Email: [ikelite@ikelite.com](mailto:ikelite@ikelite.com)

**[www.ikelite.com](http://www.ikelite.com)**