


Ikelite Digital Housing


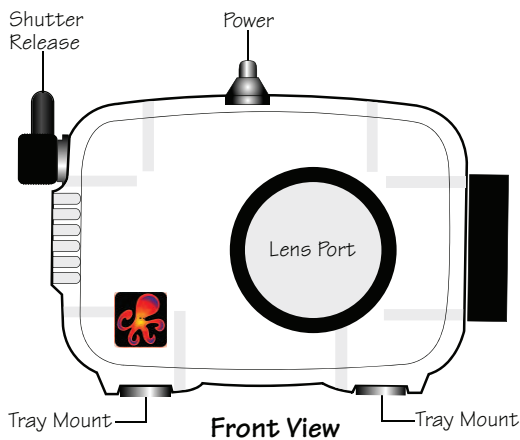
supplemental instructions

for

#6241.48 Canon A480
ULTRAccompact Digital Housing



Housing Controls



- [1] Zoom Out
- [2] Zoom In
- [3] Play

- [4] ISO
- [5] Macro
- [6] FUNC./SET

- [7] Flash
- [8] Self-Timer
- [9] Mode
- [10] Menu

Back View


Camera Setup

1. Set camera mode switch to "P" Program.
2. Set White Balance to auto "AWB".
3. Set Light Metering to "Center-Weighted Avg.".
4. In the camera menu, set AF-assist Beam to "Off".
5. Set ISO to 80
6. Set Flash to forced ON "Lightning Bolt".

NOTE: In "macro" mode, the aperture stops down between f4.5 and f9.0. If over-exposure occurs, enable Macro Mode setting. If over-exposure continues, back away from the subject and then zoom in as necessary. Camera will focus far away even if Macro Mode is on.

Ikelite W-20 Wide-Angle Conversion Lens #6420.46

Your new Ikelite housing features a 46mm threaded port for attachment of external 46mm accessory wet lenses such as the Ikelite 46mm W-20 lens #6420.46. External wide angle conversion lenses increase angle of coverage, so you can get much closer to your subject while still fitting everything in the frame. No vignetting is noted with this lens.



#9306.81 67mm Threaded Adaptor

Allows attaching Ikelite W-20 #6420, Epoque, Type II Inon screw-on lenses, and macro lenses or diopters with 67mm threads. Includes larger size removable flash deflector.

#9306.79 Bayonet Mount Adaptor

Allows attaching of the Inon UWL-105AD, UFL-165AD, UWL-100AD, and macro bayonet style lenses. Includes larger size removable flash deflector.

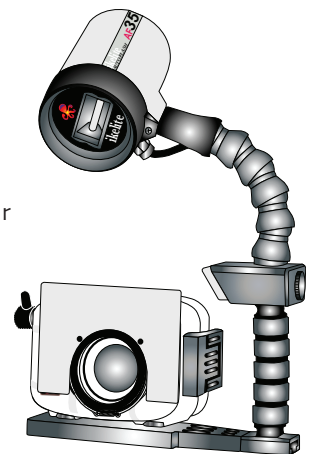
NOTE: Vignetting can occur at widest angle camera lens setting with wide-angle conversion lenses. Zoom in to eliminate, or crop the image in post-processing. Also, slight edge softness around the edges in some situations is normal.

AF35 Strobe Package #4035

The AutoFlash AF35 kit is a great compliment, and an effortless, affordable way to add a flash to your new Ikelite point-and-shoot camera system. Everything you need to get started is in the box. Just attach it to the bottom of your housing and start taking pictures!

AF35 AutoFlash kit includes:

- AF35 strobe
- Flex arm
- AutoFlash sensor
- Handle with rubber grip
- Tray (single or dual)
- Mounting hardware



Go to www.ikelite.com for complete strobe and accessory info.



Ikelite Underwater Systems
50 W 33rd Street
Indianapolis, IN 46208 USA

When returning products send "attn. Repair Dept."

"general questions" e-mail: ikelite@ikelite.com
www.ikelite.com
317-923-4523