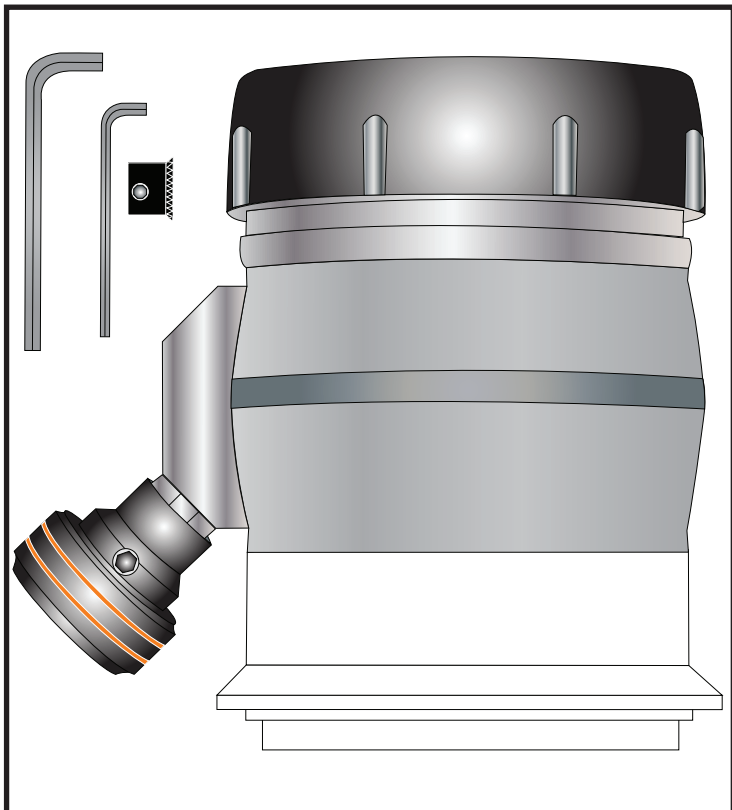


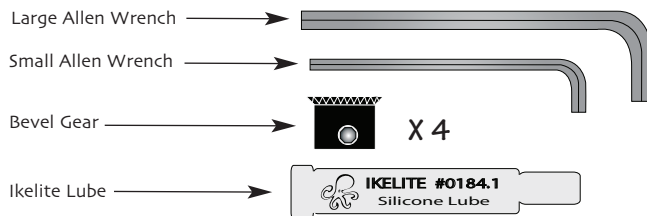
# Ikelite

## #5508.70 Focus Port Bevel Gear Kit

### Replacement Instructions



### Included with Replacement Kit:



### Replacement Procedure (illustrations on page #3):

1. Flip port upside down and remove the control knob using the large allen wrench (Figure #1).
2. Using a 5/8" open end wrench, rotate the control gland counter-clockwise and remove from the control shaft (Figure #2).
3. Rotate the internal clear gear sleeve until the small hole lines up with the control shaft.
4. Remove the control shaft with bevel gear attached, through the small hole in the internal gear sleeve.
5. Using the small allen wrench, remove and discard the old bevel gear from the control shaft (Figure #3).
6. Attach a new bevel gear to the control shaft (Figure #3). Using the small allen wrench, thread the set screw into the control shaft until tight.
7. Use the supplied Ikelite Lube to lightly lubricate the control shaft.
8. To install the control shaft and new bevel gear, reverse the removal procedure.

**Caution:** Do not over-tighten the control gland. The gland should be snug with the o-ring slightly squished out from the sides of the control gland cap. Do not cross-thread. Also, make sure the control knob set screw is tightened on the control shaft flat (see Figure #1).

2

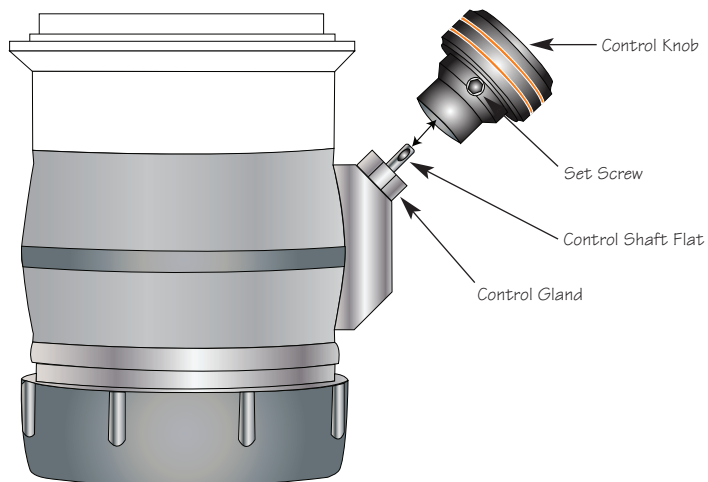


Figure #1

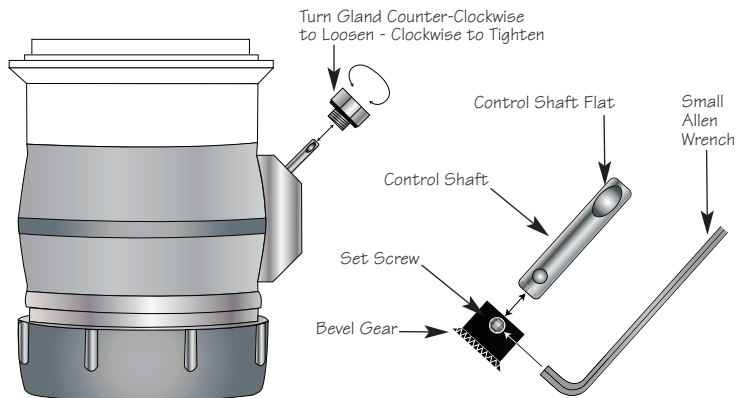


Figure #2

Figure #3

3

### Ikelite Limited Warranty

All Ikelite products are warranted against any manufacturing defects for a period of one year from the date of purchase. Defective products should be returned prepaid to Ikelite. Ikelite will, at its discretion, repair or replace such products, and will return to customer prepaid. All other claims, of any nature, including, but not limited to, bulb failure are not covered. Except as mentioned above, no other warranty, expressed or implied, applies to this Ikelite product.

### Returning Products for Service

Ikelite is most interested in performing any service to assure that all products perform as intended. For repair or service, return the product to the address below with your name, address, phone number and a brief description of the problem. Evidence of purchase date must be provided to obtain warranty service.

### Ikelite Underwater Systems

Attn: Repair Department  
50 W 33rd Street  
Indianapolis, IN 46208 USA

317-923-4523  
email: [ikelite@ikelite.com](mailto:ikelite@ikelite.com)  
[www.ikelite.com](http://www.ikelite.com)